

EUROTESTER



THE TEST PLUG FOR YOUR PROTECTION

- prevents hazardous electric use.
- tests presence of electricity.
- tests electric connections order.
- tests earth leakage breaker.
- European plug with double earthing system.




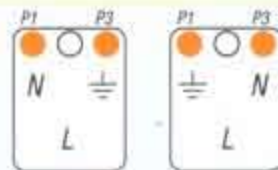
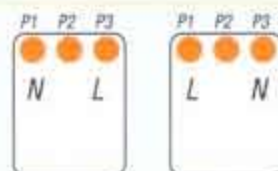
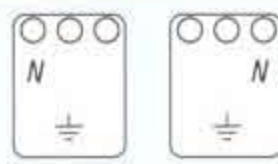
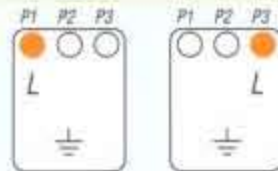
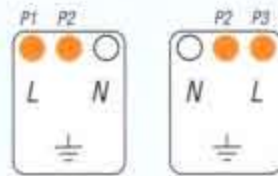
WAISBORD



EUROTESTER 230V~

Operation

1. P1+P2 or P2+P3 - O.K.
(P1, P3 indicates L position).
2. P1 or P3 - N missing.
3. No indication - L missing.
4. P1+P2+P3 - No earth connection.
5. P1+P3 - Earth and L changed positions.
6. Push to test Earth and N position.
Earth leakage breaker cuts off - wrong position.
7. Push to test Earth leakage breaker.
Earth leakage breaker cuts off - O.K.



Instructions

1. Insert "Eurotester" in electric socket.
2. Lights indicate correct connection - push yellow button no.6 to check earth connection. If earth leakage breaker does not activate, connection is correct.
3. Push red button no.7 to test Earth leakage breaker. If earth leakage breaker activates - breaker is O.K.