




# CMP-MULTIPAN50

## THERMAL SENSORS PLACEMENT



### Temp 1 -

(Recommended for CPU cooler) You can choose to place the sensor on one of the various hot-spots. Once a hot-spot selected, fix them with the provided yellow tape. (Conventional sticky tapes can also do the job)



## Temp 2 -

(Recommended for VGA cooler) Like Temp1, you can choose to place the sensor on any hot-spot that is most approximate to the temperature in the center of the GPU.

## Temp 3 -

(Recommended for HDD) Place the sensor directly on the surface of the HDD.

## Temp 4 -

You can choose to place the sensors in any location of your choice inside the PC case.